

How to set up SMS notifications on Alarm Manager

Pepperstone Limited

[Alarm Manager](#) is the perfect tool for setting up alerts or notifications for trade related events. One of 13 apps within Pepperstone's Smart Trader Tools, Alarm Manager can help you manage your account whilst you're away from your trading platform.

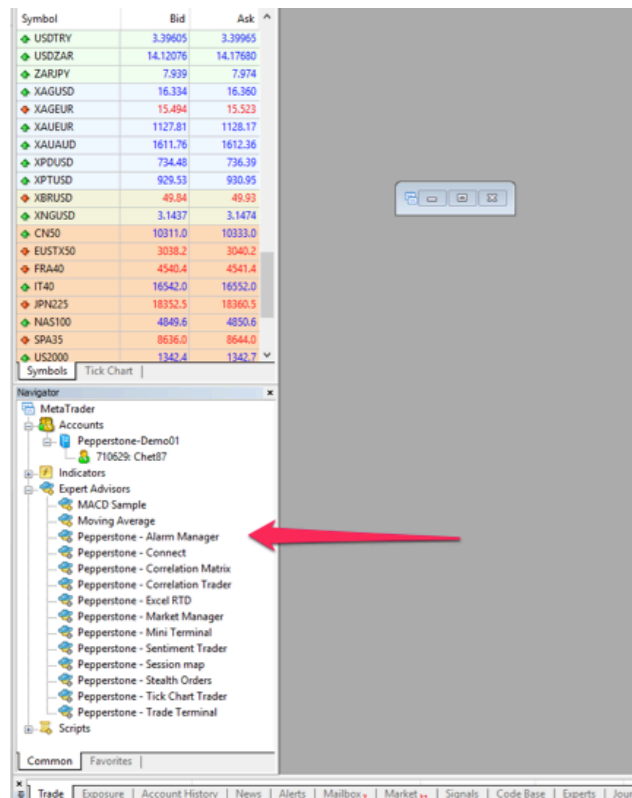
Setting up Alarm Manager to send you SMS Alerts is quick and easy. Below you will find step-by-step instructions to guide you through the process.

STEP 1:

Open your MetaTrader 4 platform and install Pepperstone's SmartTrader Tools (If you're a client and do not have access to Smart Trader Tools, [contact your account manager](#) for access. Not yet a client? You can [open an account in minutes here.](#))

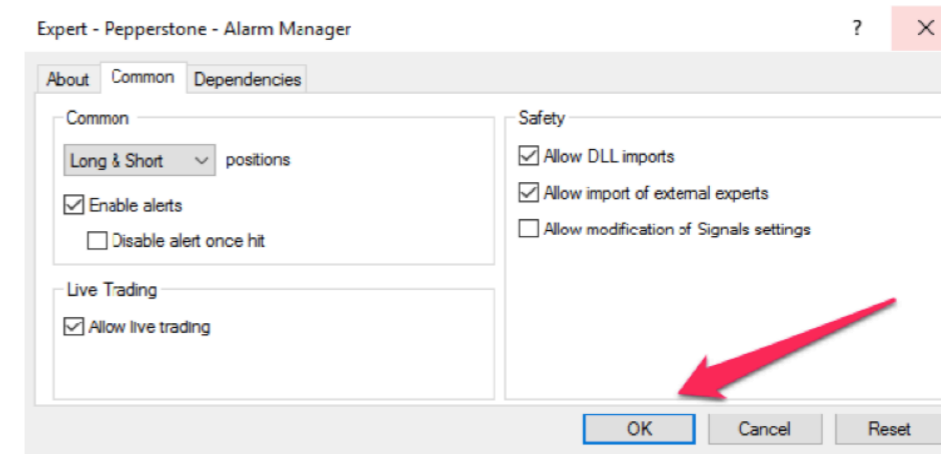
STEP 2:

In the 'Navigator' panel, locate 'Alarm Manager' under 'Expert Advisors'.



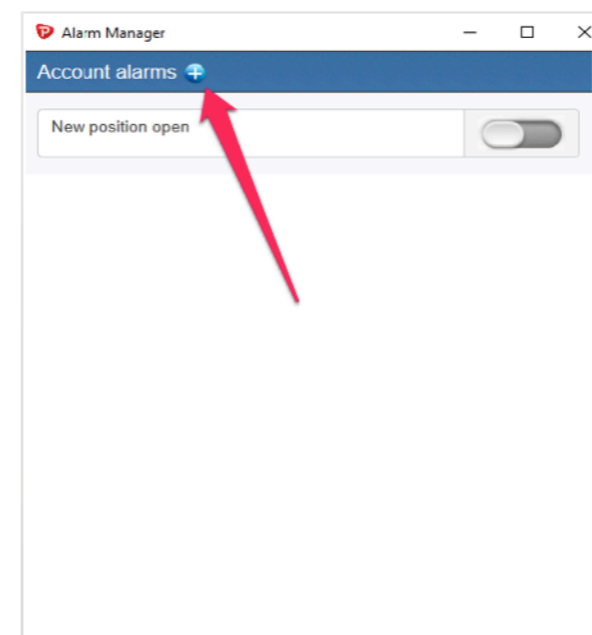
STEP 3:

A window will open, click 'OK' to allow the app to run.

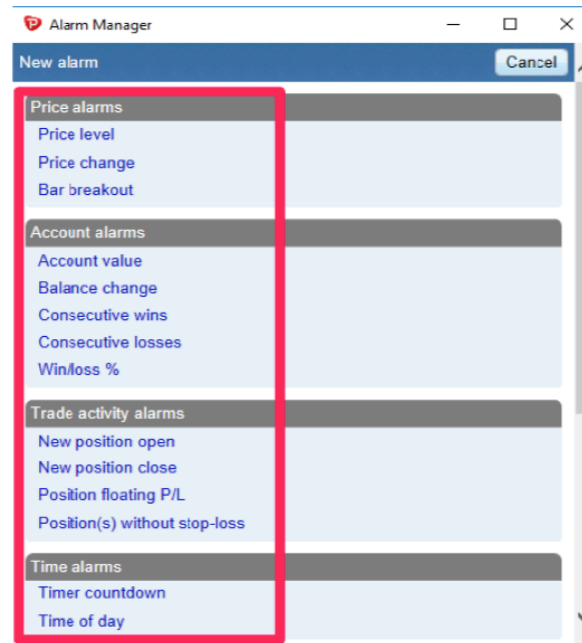


STEP 4:

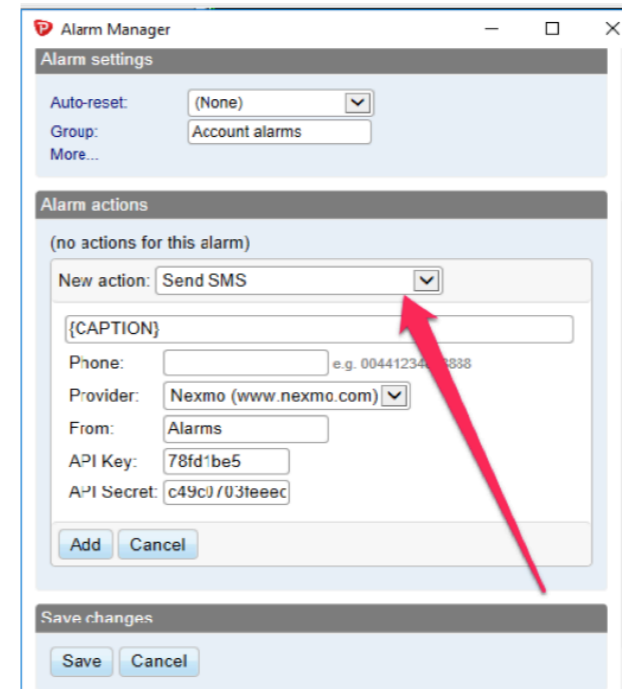
The Alarm Manager will then open, click the button next to 'Account Alarms' to expand the list of available alarms.



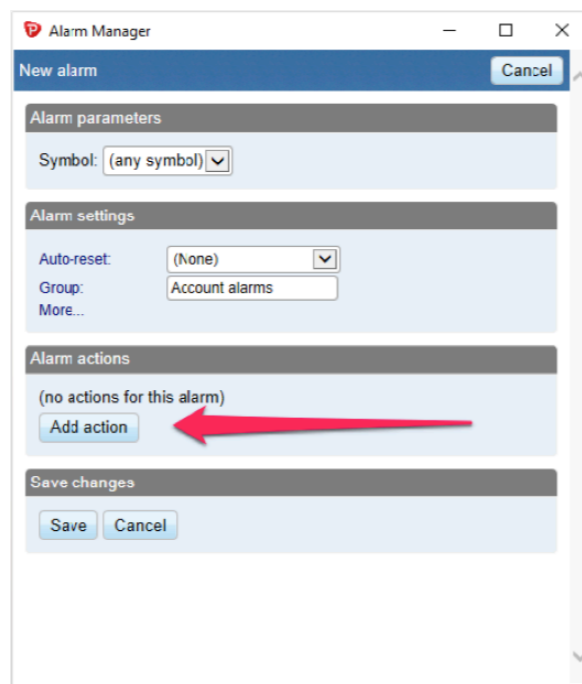
STEP 5:
Select the type of alarm you want to set.



STEP 7:
Select 'Send SMS' from the 'New action' options



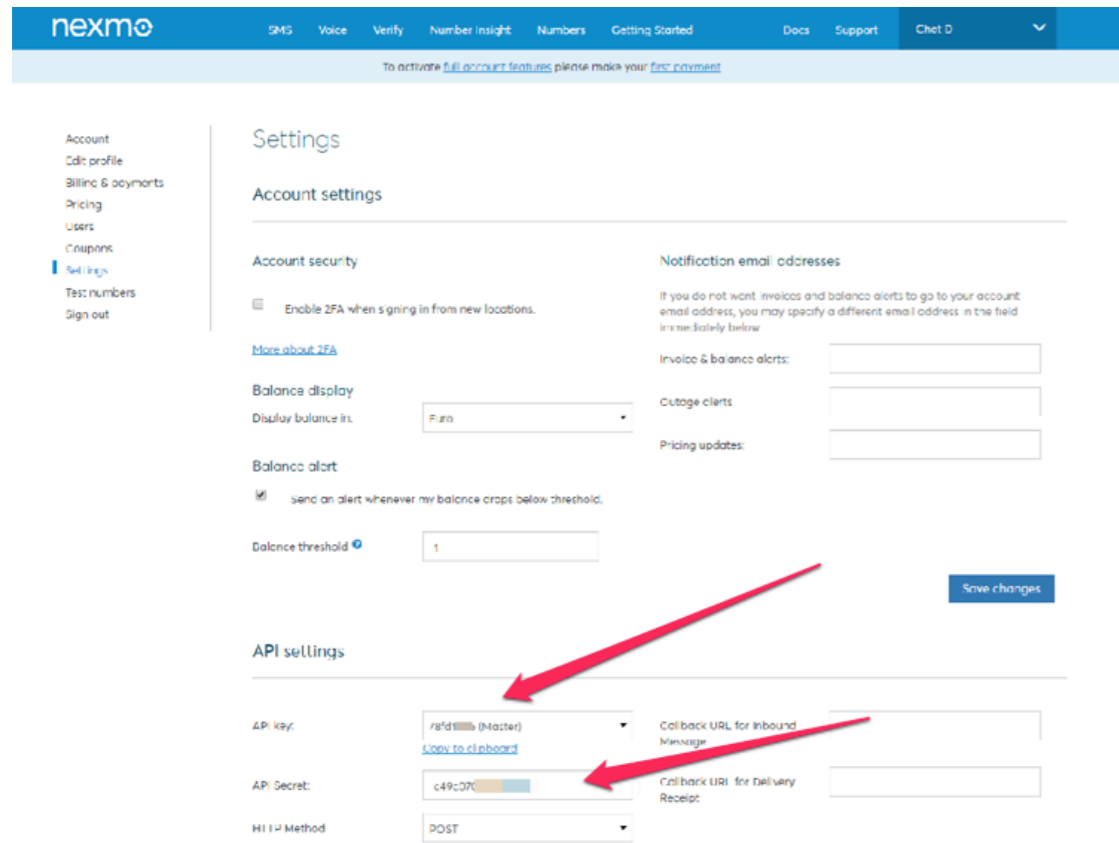
STEP 6:
Enter your parameters to trigger the alarm and select 'Add action'



STEP 8:
Next, setup an API account with SMS provider Nexmo to allow MT4 to communicate with your mobile phone. This is a quick and simple process (if you like, you can set up a free demo account funded with €2 - enough for around 20 free SMS notifications). The SMS costs are well below the cost of a standard SMS (less than 1 Euro cent). Pricing can be found out <https://www.nexmo.com/products/sms>.

STEP 9:

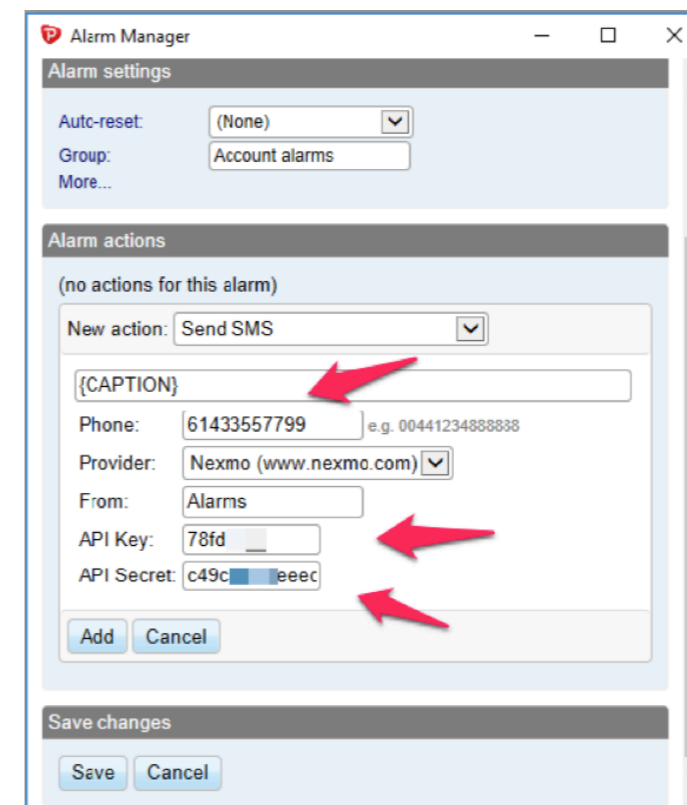
Once your account is setup, you will receive an 8-digit alphanumeric API key and a 16-digit alphanumeric API secret number



STEP 10:

Navigate back to the Alarm Manager window and enter the API key and API secret number. Here, you need to also specify the mobile number to receive the SMS's to.

Note: Ensure the mobile number you enter is in International Format (An Australian mobile number 04XX XXX XXX in international format is 61 4XX XXX XXX)



STEP 11:

Next, click 'Add' then 'Save' under 'Save changes'



STEP 12:

You're all setup!

A new Alarm will have appeared in the Alarm Manager window. Whenever the alarm gets triggered an SMS will be sent to your phone.

